

Dear Student from Academic Year 2024 – 2025 we are moving to new ERP

Link for new ERP :

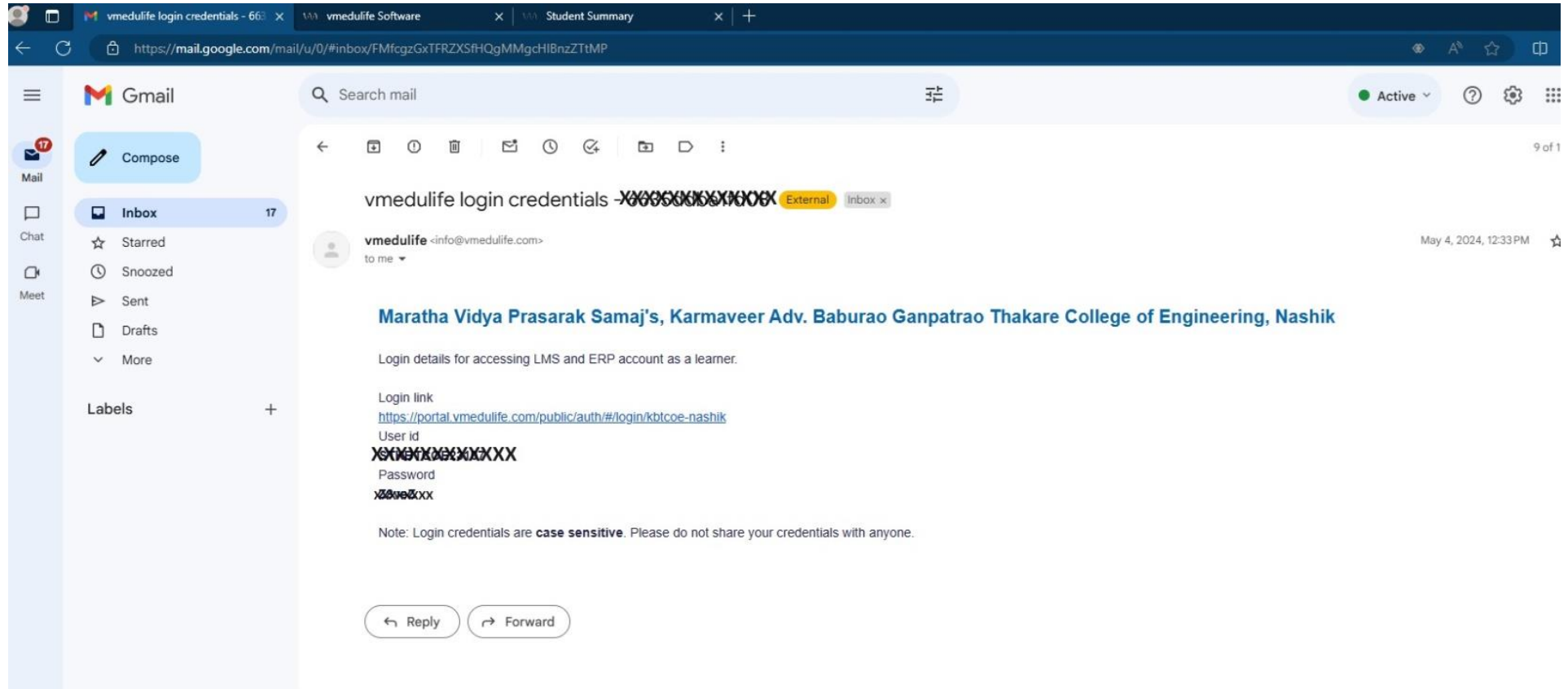
<https://portal.vmedulife.com/public/auth/#/login/kbtcoe-nashik>

The image shows a web browser window with the URL `portal.vmedulife.com/public/auth/#/login/kbtcoe-nashik`. The browser tab is labeled "vmedulife Software". The page content includes the KBTCE logo, the text "Maratha Vidya Prasarak Samaj's, Karmaveer Adv. Baburao Ganpatrao Thakare College of Engineering, Nashik", and a login form. The form has two input fields: "Username or Email Address" and "Password". Below the first field is the error message "Username cannot be empty." Below the second field is the error message "Password cannot be empty." There is a link for "Forgot Password ?" and a blue "Login" button. Below the button is the text "OR". To the right of the login form is a photograph of the college building. The building is a multi-story structure with a sign that reads "M.V.P. SAMAJ'S KARMAVEER ADV. BABURAO GANPATRAO THAKARE COLLEGE OF ENGIN". An Indian national flag is flying in front of the building.

To login in your ERP account you need to use your personal email id as username.

For Login credentials please check your personal email id which is registered in college

Refer following screenshot, this type of mail you have received already in your inbox



In case you have not received credentials mail, then you have to send mail to erp@kbtcoe.org

Write mail in following format

Dear Team,

I want my new erp username and password

Request you to please update my details as follows

Full Name:

ERP ID :

Personal Email ID :

Personal Mobile Number

Request you to please send me login credentials

Thank you

Student Login Page:

By using your username and password you need to login to erp.

You can see following page as home page

The screenshot displays the student portal interface for KBTCOE-Nashik. The header includes the college name and navigation icons. The main content area is divided into several sections:

- My Applications:** Shows 1 application with a button to check the status.
- Today's Lectures Academic Planning:** Displays a message: "A Day Off From Lectures! There are no lectures scheduled for today. Utilize this time to engage with Learning Management System to enhance your understanding of your subjects." A "Start Learning" button is available.
- Learning Management System(LMS):** Shows "No scheduled meetings" and "No Mentor Assigned".
- Total fees:** Summary showing ₹ 18986 total, with ₹ 18974 Paid Fees and ₹ 1012 Pending Fees. A "Pay Fees Now" button is present.
- Upper Right Corner:** Displays the user's name, academic year (2024-25), and a semester selection dropdown.

- 1) Upper Right corner in red box you can see your name, academic year and semester. By changing academic year you can see previous years details

2) In Brown box you can see fees details, after clicking on Pay Fees Now button you can find the all the fee details, receipts and dates. Make sure Academic Year is 2024 – 2025. After confirming fees Click on Pay in Button Bottom right corner.

In case if fee amount is not visible then drop mail to erp@kbtcoe.org

The screenshot displays the KBTCOE-Nashik portal interface. The 'Fees' menu item is highlighted in a red box. The 'Academic Year' dropdown is set to '2024-25' and is also highlighted in a red box. The 'Fee Structure' section shows a list of fees with their respective amounts. At the bottom right, a 'Pay (₹ 18974/-)' button is highlighted in a red box.

Fee Structure

- The total amount to be paid is 18974.00/-. We request you to enter the amount in the **Amount to Pay** Input box to process to Pay the fees.
- Student can Carry Forward the **Previous Excess Amount** to pay the fees.

		25_SE_BATCH_2023_CAP_ALL_TFWS		Total Amount	Amount To Pay
1.1	fee	DEVELOPMENT FEE	₹ 14549/-	₹ 14537/-	₹ 14537
1.2	fee	UNIVERSITY FEE	₹ 2494/-	₹ 2494/-	₹ 2494
1.3	fee	INSURANCE	₹ 243/-	₹ 243/-	₹ 243
1.4	fee	STUDENT WELFARE FUND MVP	₹ 100/-	₹ 100/-	₹ 100
1.5	fee	STATIONARY	₹ 1500/-	₹ 1500/-	₹ 1500
1.6	fee	STUDENT MARATHON FEE	₹ 100/-	₹ 100/-	₹ 100

Pay (₹ 18974/-)

After clicked on Pay button, following popup window will appear just click on
 You will be redirect to Payment Gateway Page

Transaction times out in **14:32 mins**

Ayush Kale
English ▾

Payment Information




Credit Card

Debit Cards

Net Banking

UPI

EMI Options

We Accept :   

Card Number

Expiry Date CVV

I agree with the [Privacy Policy](#) by proceeding with this payment.


INR 18974.00 (Total Amount Payable)






Make Payment

[Cancel](#)

ORDER DETAILS

Order #:	171947418597887102
Order Amount	18974.00
Total Amount	INR 18974.00

Powered by


Just click on any option Credit Card / Debit Card / Netbanking / UPI

Eg. UPI : There are 2 options “ Pay through UPI ID or Pay through UPI QR Code ”


Pay through UPI QR Code : clicked on Generate QR code –
Scan through Phonepe / GPay / Paytm / or any UPI app and do the payment





Payment Information

- Credit Card
- Debit Cards
- Net Banking
- UPI**

Pay through UPI QR Code BHIM UPI

Scan and Pay
Scan the QR code using any UPI app on your phone



Expires in **3:48** mins.

OR

Pay through UPI ID

[Verify VPA](#)

I agree with the [Privacy Policy](#) by proceeding with this payment.

INR 1.00 (Total Amount Payable)

Make Payment

ORDER DETAILS	
Order #:	171947792962670
Order Amount	
Total Amount	INR

After successful payment you can see following screen then click on [Click here to redirect to your account.](#)
You will redirect to your login

resp_handler.php?ccAvenue=313-1145

Order Id	171947792962670844
Transaction Id	101161862302
Transaction Status	Success
Amount	1.00
Payment Date	27th Jun, 2024 02:16 PM

[Click here to redirect to your account.](#)

To check fee transaction details Click on Receipts or Transaction History

[Dashboard](#) [Fees](#) [Optional Fees](#) [Receipts](#) [Transaction History](#) [Fees Statement](#)

Academic Year

Receipt Date

Sr. No.	Receipt Number	Receipt Date	Source	Receipt Generated By	Payment Mode	Amount
1	KBT - 4858	Thu, 27th Jun, 2024 14:16 PM	Payment Gateway		online	₹
2	KBT - 4824	Thu, 27th Jun, 2024 11:56 AM	Payment Gateway		online	₹
3	KBT - 4820	Thu, 27th Jun, 2024 11:46 AM	Payment Gateway		online	₹

1 2 3 4 5

3) Upper Left Corner in green box there is a Menu button , you can switch to other options like Library, Applications, Forms, Feedback, Mentoring

The screenshot displays a student dashboard for Karmaveer Adv. Baburao Ganpatrao Thakare College of Engineering, Nashik. The interface is divided into several sections:

- Top Navigation Bar:** Includes a user profile icon, a search icon, a notification bell, a grid icon, a currency icon (₹), a user icon, and a "Sign Out" button.
- Header:** Displays the college name and a brief description: "Primary, and Multi-collaborative institute working on technology enabled platform fostering innovations and patents through state-of-art academic system designed by highly...".
- Left Sidebar (Menu):** A vertical list of navigation options: Home, Leaderboard, Online Courses, Value, Modules / Online Exam, Academic Planning, Profile, Forms, Applications, Fees, e-Grievance, Training and Placement, Notice Board, Assignment (Internal Test), Institute Feedback, Result, Certificate Request, and Personalize. This sidebar is highlighted with a green box.
- Main Content Area:**
 - My Applications:** Shows "1 My Applications" and a button to view progress.
 - Academic Planning:** Titled "Today's Lectures Academic Planning", it features a "A Day Off From Lectures!" message and a "Start Learning" button.
 - Learning Management System (LMS):** A section for the LMS.
 - Total fees:** Shows a total fee of ₹ 18550, with ₹ 18550 paid and ₹ 0 pending.
 - Accessing Books:** A promotional banner for "Experience the Ease of Accessing Books".
 - Notifications:** Two status boxes: "No scheduled meetings." and "No Mentor Assigned".