



MARATHA VIDYA PRASARAK SAMAJ'S
KARMAVEER ADV. BABURAO GANPATRAO THAKARE
COLLEGE OF ENGINEERING



Permanently Affiliated to Savitribai Phule Pune University Vide Letter No: CA/1542
& Approved by AICTE New Delhi Vide Letter No: 740-89-32 (E) ET/98
AISHE Code - C-41622

Department of Civil Engineering

Innovative Teaching Method – Student Driven Activity (Model Making)

Name of Faculty – Mr. R. C. Patil

Academic Year– 2021-22

Class – BE

Semester I

Name of Subject: Transportation Engineering

Objectives of Methodology:

1. To make students get acquainted with fundamental knowledge required in the subject with the help of models/presentation.
2. To prepare students for self-learning.
3. To develop presentation skill

Details of Activity/Method:

Activity - Understand concepts of road geometry and traffic engineering and control methods.

Model based on topics covered in syllabus of Transportation Engineering prepared by student by using available materials/sources and make video for the same model explain it to students (For Students By Students).

Benefits of Method: -

1. It helps student to better understanding basic concept of topic covered in Transportation Engineering
2. It helps student to share their ideas with classmate and builds oral communication skills.

Method: -

Monitor and support students as they work through the following in this method:

1. Ask students to make a model of any topic by using available material
2. Prepared model and present by an individually or in group
3. All students are asked to fill the Google form.

Roles and Responsibilities

• Teacher: -

1. Suggest available material or resource for development of a model.
2. Provide the study material of different topics and appropriate guide lines at every stage of making models.
3. Remain available during the completion of task.
4. Prepare assessment methodology.

• Student: -

1. Go through all the material provided on model.
2. Once model is selected, understand it and discuss individually
3. Actively participate in video presentation and contribute by means of discussion.

Assessment for the Activity:

Q10.	Highway as seen in the model is?
1	4 Lane Undivided Highway
2	4 Lane Divided Highway
3	4 Lane Highway
4	None of the above
Correct Option	2
Q11.	Speed limit sign is?
1	Regulatory Signs
2	Warning Signs
3	Informative Signs
4	None of the above
Correct Option	1
Q12.	NH is which category of road?
1	Urban Road
2	Rural Road
3	Express Road
4	None of the above
Correct Option	2

Q13.	Divided highway is separated by?
1	Road Markings
2	Islands
3	Median
4	Signs
Correct Option	3
Q14.	Indian highways carry?
1	Mixed Traffic
2	Segregated Traffic
3	Both the above
4	None of the above
Correct Option	1

Sr. No	Name of Student	Marks Obtained
1	BAGAL KULBHUSHAN KAILAS	5
2	BAGUL RIYA RAJESH	5
3	BAGUL RUTUJA CHINTARAM	5
4	BARE KRUSHNA JALINDRANATH	4
5	BHAMARE KANISHKA SANJAY	5
6	BHAMARE SHUBHAM RAJENDRA	5
7	CHANDWANI KHUSHBOO DILIP	5
8	CHAUDHARI AVINASH AMBADAS	5
9	CHAUDHARI NIKHIL SUNIL	5
10	CHOPADA SAKSHI PRASHANT	5
11	DEORE ASHUTOSH SUDHIR	5
12	GAIKWAD DIGVIJAY SHRIRAM	5
13	GANGURDE HRISHIKESH RAJENDRA	5
14	GANGURDE SARTHAK SANJAYKUMAR	5
15	GHOLAP SEJAL ASHUTOSH	5
16	GITE NIKHIL ANNASAHEB	5
17	JADHAV KIRAN PUNDLIK	5
18	JADHAV SHRADDHA TULSHIRAM	5
19	JAIN SANKET MAHAVIR	5
20	KALE ANVAY RAJENDRA	5
21	KALE SANIKA SHARAD	5

22	KARANJIKAR PRATHMESH RAJESH	4
23	KSHATRIYA VAISHNAVI SAMEER	5
24	KUMAWAT SANDIP SANJAY	5
25	MAHAJAN ANJALI JITENDRA	5
26	MATE RUSHIKESH RAMDAS	5
27	NAVALE DIPALI AJAY	5
28	NAVALE ROHAN RAMNATH	5
29	PAWAR AJINKYA MAHENDRA	5
30	RAJBHOJ PRATIM AMOL	3
31	RAUNDAL ANISHA SUDAM	5
32	SALUNKE BHAGYASHRI GOKUL	5
33	SONAR MANGESH RAJENDRA	4
34	SONAWANE NILESH DILIP	1
35	SONAWANE SAMADHAN VISHNU	5
36	THAKARE AKANKSHA DNYANESHWAR	5

Course Outcomes (Related to Methodology)

After the completion of this activity students will be able to:

	Course Outcome	BTL
CO2	Design of road geometry with drainage system.\	3
CO3	Discuss the traffic engineering and control methods..	3

POs (Related to Methodology)

After the completion of this activity students will be able to:

PO1	Apply the knowledge of mathematics, science, engineering fundamentals, and an engineering specialization to the solution of complex engineering problems.
PO9	Function effectively as an individual, and as a member or leader in diverse teams, and in multidisciplinary settings.
PO10	Communicate effectively on complex engineering activities with the engineering community and with society at large, such as, being able to comprehend and write effective reports and design documentation, make effective presentations, and give and receive clear instructions.
PO11	Demonstrate knowledge and understanding of the engineering and management principles and apply these to one's own work, as a member and leader in a team, to manage projects and in multidisciplinary environments.
PO12	Recognize the need for, and have the preparation and ability to engage in independent and life-long learning in the broadest context of technological change.

PSOs (Related to Methodology)

After the completion of this activity

PSO1	Graduates will apply technical knowledge, engineering skills, and competencies necessary for entering civil engineering career.
PSO2	Graduates will demonstrate knowledge and techniques in engineering fields for effective management and professional development.

Evidences:

Photos or Video Link

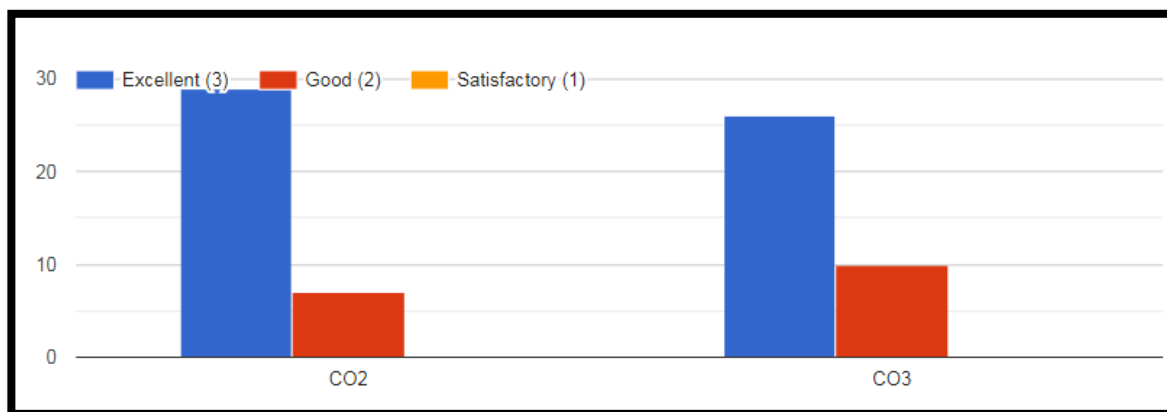


Video Link - <https://www.youtube.com/watch?v=C8ZWaj6CfVQ>

Impact Analysis for Outcomes (Based on Students Feedback):

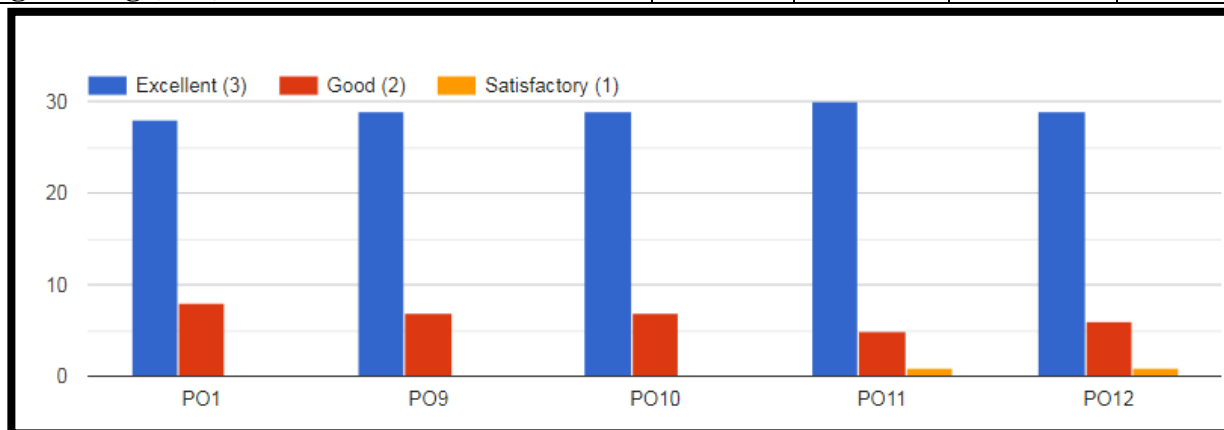
Course Outcome

	Course Outcome	CO2	CO3
A	No. of Students Achieving CO	36	36
B	Total Rating	101	98
C	Average Rating (B/A)	2.80	2.72



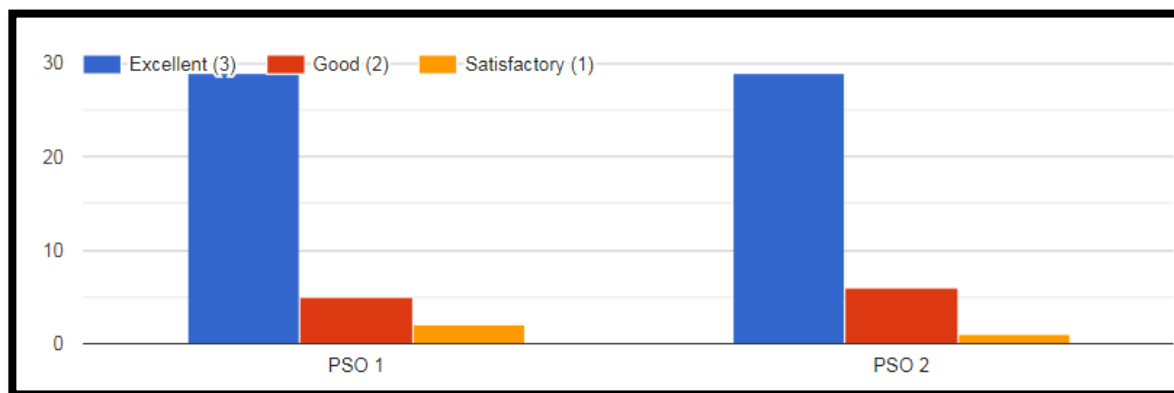
Program Outcome

	Program Outcome	PO1	PO9	PO10	PO11	PO12
A	No. of Students Achieving PO	36	36	36	36	36
B	Total Rating	100	101	101	101	100
C	Average Rating (B/A)	2.78	2.80	2.80	2.80	2.78



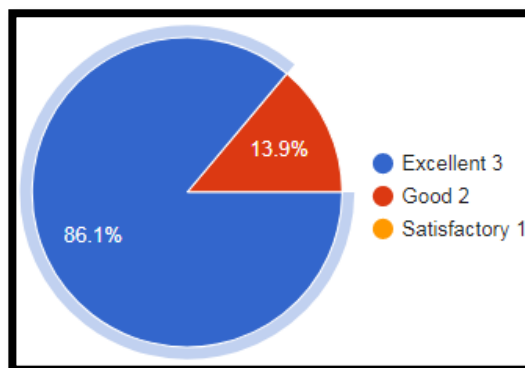
Program Specific Outcome

	Program Specific Outcome	PSO1	PSO2
A	No. of Students Achieving PSO	36	36
B	Total Rating	99	100
C	Average Rating (B/A)	2.75	2.78



Impact Analysis for Methodology (Based on Students Feedback):

	Rating	Q1. Did you find the methodology helpful?	Q2. Is the content relevant?	Q3. Concept of the methodology.
A	No. of Students	36	36	36
B	Total Rating	103	99	103
C	Average Rating (B/A)	2.86	2.75	2.86





Link for Review and Critics: <https://docs.google.com/forms/d/1uK8coeFAkyOrduaaTiMQGS9iPn7lakVtzSFO9HExQEg/edit>

Email: patil.rohan@kbtcoe.org